

Product Description

The SLC-Motion203-C is a smart street light controller that incorporates motion sensing, GPS positioning, and global cellular connectivity for LED luminaires with Zhaga connector system.

It offers intelligent street light control and a "light on demand" solution in one highly integrated product. The adjustable motion sensor automatically responds when detecting an object in the detection area, and communication is enabled via an automatic 2.4 GHz mesh network. With the integrated global eSIM, individual controllers can connect directly to the cloud platform without gateway.

The SLC-Motion203-C is a D4i / Type A device and SR certified.

BENEFITS

- Operational cost savings through remote monitoring and real-time maintenance
- Evaluation of traffic volume
- Display of the current luminaire status data
- Track and evaluate your energy use
- Remote monitoring of Individual controllers without Gateway (eSim included)
- Support of DALI DT6, DT7 and DT8 TC / RGBW

FEATURES



Remote Management

The Light Management Platform provides real-time and historical data of the entire lighting network. It allows the remote management and control of all connected lighting points using a user-friendly cloud interface.



On-Site Management

The intuitive, easy-to-use configuration tool allows the on-site configuration of all parameters (i.e., dimming level etc.) for either an individual or a group of luminaires.



Mesh Network

The Communication is ensured via an automatic, organizing 2.4 GHz mesh network. Each streetlight communicates with all luminaires which can be reached.



Global Cellular Connectivity

Preinstalled eSIM for instant data connection worldwide. Protocols supported: LTE Cat M1, NB-IoT NB2, EGPRS



Automatic GNSS Positioning

The GNSS receiver provides precise, geo-located date/time data, enabling the accurate and automatic control of the lighting behavior.



AstroDim

AstroDim provides the accurate sunrise and sunset timing of the very location as a basis for the definition of the light control profiles.



Brightness Sensor

With the integrated brightness sensor, the light can be automatically switched on or off depending on the ambient light level.



Tilt Sensor

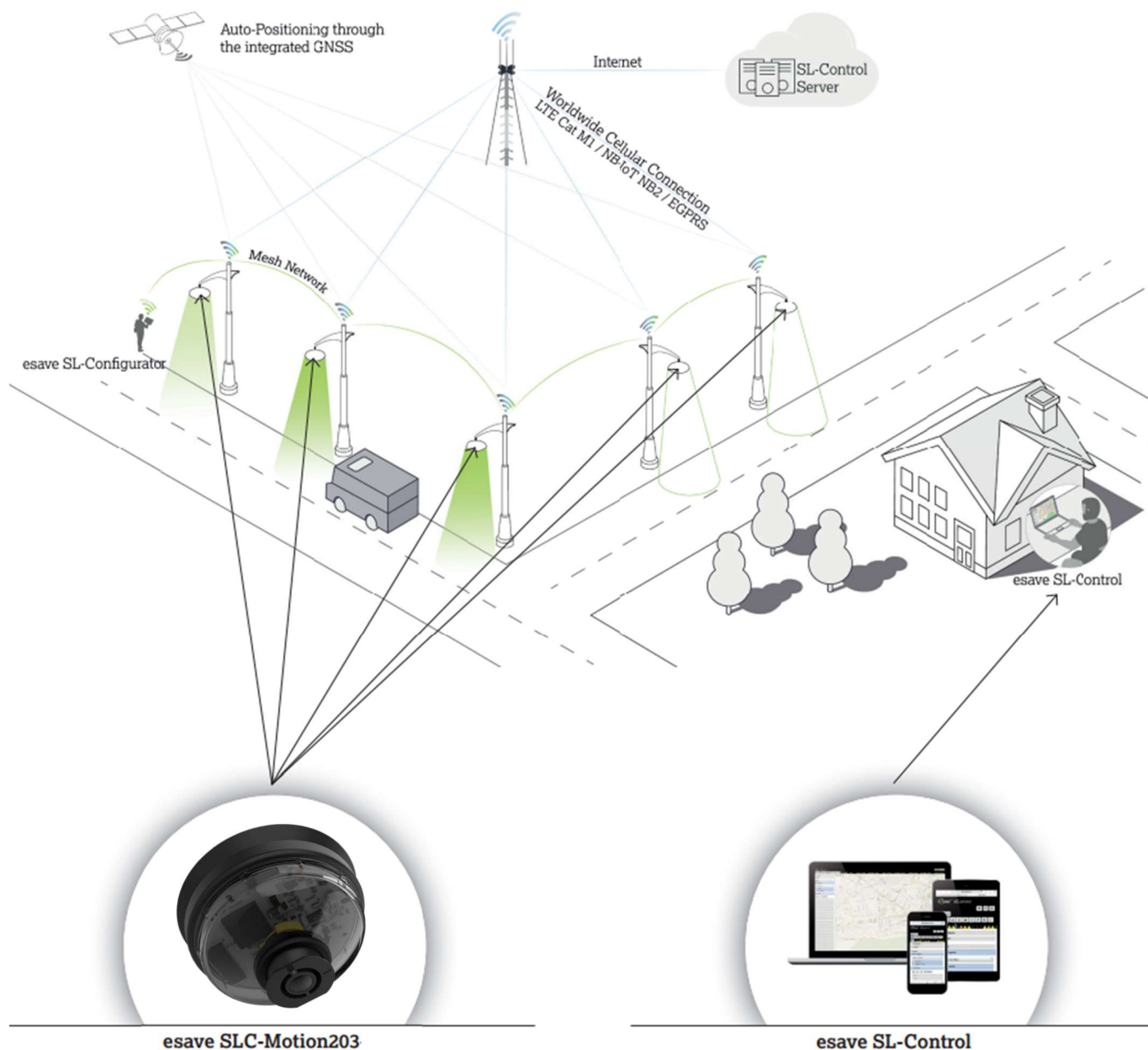
Detects X, Y, and Z-axis movements through integrated inclination sensing. Generates alerts when changes in inclination occur, such as in the event of a collision of a road user with a pole.



Gateway Function

Remote monitoring of individual controllers without gateway (eSIM included)





Thanks to the integrated eSIM and gateway function, an SLC-Motion203-C can establish a connection to the SL-Control web platform while maintaining a network with all other esave equipped lights within reach.

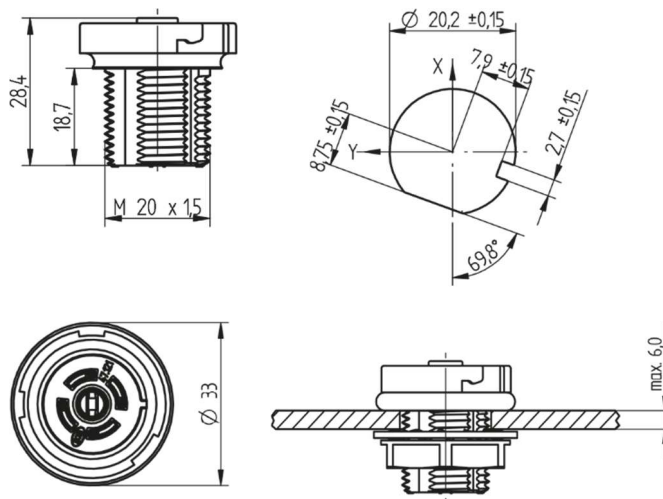
DIMENSIONS & WEIGHT

SLC-Motion203-C




Width	81.5 mm
Dome width	75 mm
Height	32.5 mm
Product weight	145 g

Zhaga Connector

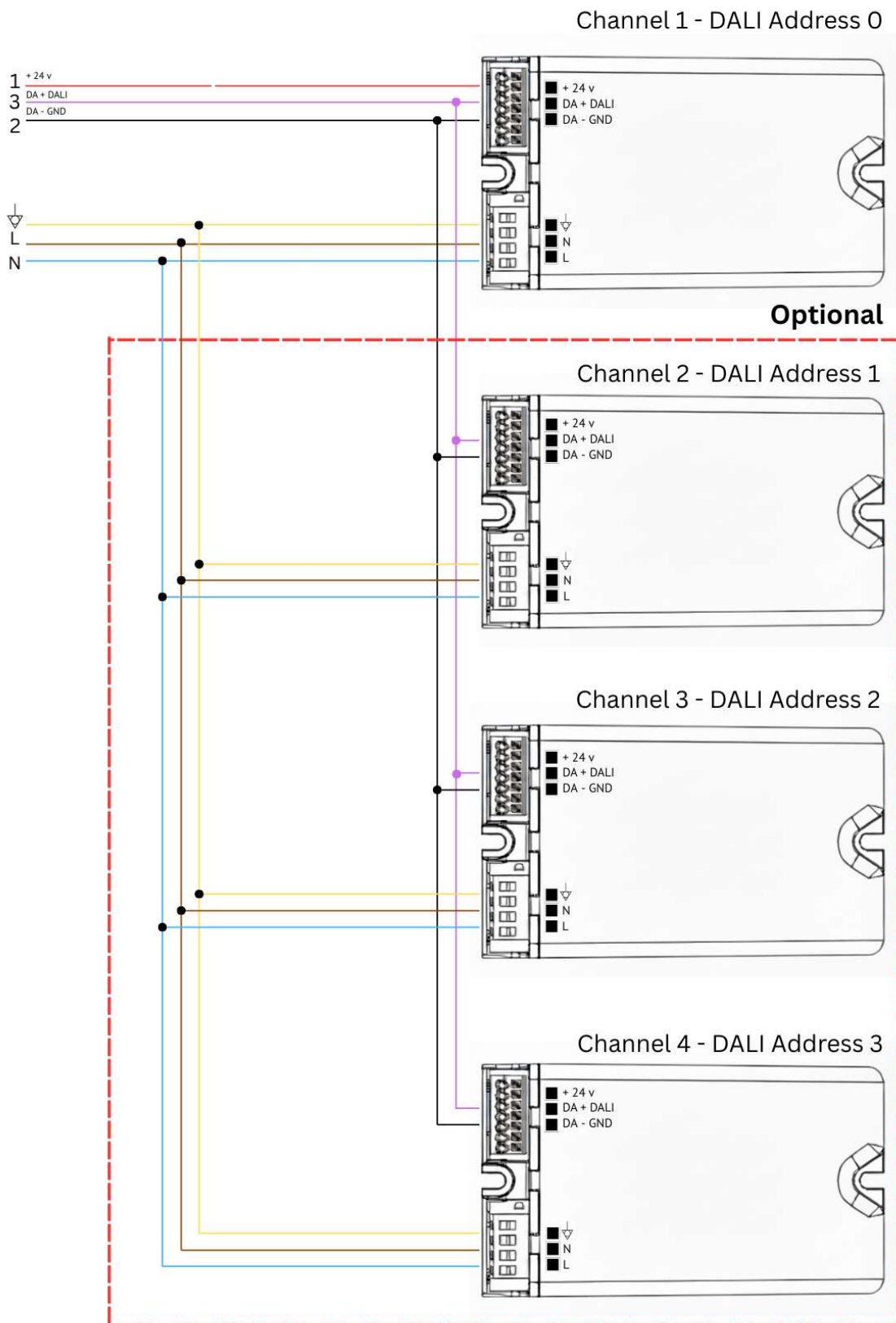


Outer diameter	30.0 mm
Height without plug	28.4 mm
Thread length	18.7 mm
Thread pitch	M20 x 1.5
Material	PBT
Wire size	20-16 AWG (0.5 - 1.5 mm ²)
Mounting	Torque mounting nut 1.8 to 2.4 Nm using a 27 mm hex socket

INSTALLATION



WIRING



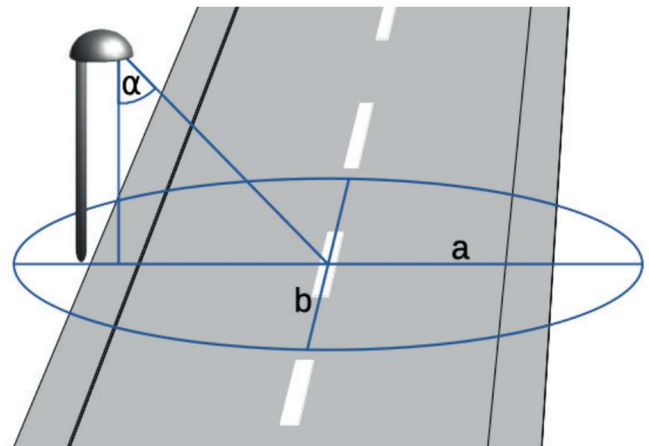
SENSOR ALIGNMENT

- The small marker should point to the centre of the road
- This results in a detection field of 45° for optimal performance
- The PIR adapter allows the tilt of the sensor in all directions



Alignment Angle

Height	Alignment angle (α)				
		0°	10°	20°	30°
5m	a	8.4	8.8	10.5	14.6
	b	8.4	8.5	8.9	9.7
6m	a	10.1	10.6	12.6	
	b	10.1	10.2	10.7	
7m	a	11.7	12.4	14.7	
	b	11.7	11.9	12.5	
8m	a	13.4	14.2		
	b	13.4	13.6		
9m	a	15.1	15.9		
	b	15.1	15.3		
10m	a	16.8	17.7		
	b	16.8	17.0		
11m	a	18.5			
	b	18.5			



- SLC-Motion203-C ST
- SLC-Motion203-C HS



Operating parameters

Supply voltage range	12 – 30 V DC typ. 24 V DC
Current input (24 V DC)	7 – 15 mA
Power usage (24 V DC)	180 mW
Operating temperature	-40...+75 °C
DALI bus input current	max: 250 mA
Protection class	IP66

Communication characteristics

RF frequency range	2.420 – 2.480 GHz
RF nominal output power	+8 dBm
Receiver sensitivity	-100 dBm

Materials & Colors

Dome material	Polycarbonate
Dome color	Transparent Smoke Gray
Body material	PBT
Body color	Grey
Impact Protection	IK09

Approvals and certifications

Category	Declaration / Certificates
CE conformity	CE compliant
Hazardous substances	RoHS compliant
Flammability rating housing	UL Recognized Flame Class Rating: UL 94 V-0
EMC / ERM ratings	EN 300 328 EN 301 489-1 EN 301 489-17 EN 61000-6-2
Safety rating	EN 62368-1